

PREP CURRICULUM NEWSLETTER

Important Dates

Last day of Term 3	Friday 18th September
First Day of Term 3 (remote)	Monday 5th October
Return to Onsite Learning	Monday 12th October




English

Reading—Prep students practised the reading comprehension skill of ‘visualising’, where they create images in their head while reading a text. Students use words and images to describe what they can see, hear, smell, taste and feel. They drew pictures of their visualisations about different sentences from books. Students continued to learn letter names and sounds and high-frequency words, knowing these words by doing detective work and finding them in different books. They chose from a range of activities to help them, including memory, bingo and large writing (in rice or playdough rolling).





Writing— Prep students learned about ‘Narratives’ and their features. They needed to retell well known narratives by describing the events in order using characters’ names and the setting. They created puppets to act out a range of stories.. They did this by sequencing images from the text to remind them of the events. Students developed their writing skills by structuring sentences with a capital letter at the beginning, a full stop at the end and spaces between words. They did daily handwriting practise and wrote known high frequency words in sentences. Prep students also learned about procedural writing and how to structure a text with a title, list of materials and numbered steps. They made different crafty creations to write procedures about.

Speaking and Listening—Prep students continued to develop their phonological skills through practising identifying the beginning (dog starts with /d/) and ending sounds (dog ends with /g/) of words and progressed to breaking small words into all of their sounds (dog = d/o/g). Students learnt about respectful relationships using speaking and listening exercises to discuss a range of emotions and problem solve different situations in order to get along with others.



Mathematics

In Mathematics, prep students engaged in learning addition and subtraction, the skills focused on having two or more small amounts and a total. Students used ‘Hands on tasks’ to manipulate materials to separate whole amounts into parts for exploring addition and subtraction concepts. Students also learned about capacity and how to compare different containers and work out which ones hold more or less than others. They gathered a range of data/information and showed these on displays, such as table or picture graphs. They used this data to answer yes/no questions. Students also explored directional language to describe the location of objects in their environment.



100 DAYS OF SCHOOL— 10th August

Prep students celebrated 100 days of school virtually this year. All classes joined together and had a parade to show off their costumes. They made collections of 100 objects and did 100 different exercises. They finished with a disco and showed off their dance moves.


Class Dojo and WebEx

Students posted evidence of their learning activities on Class DOJO. Teachers were able to give feedback on student learning by commenting on the photos, worksheets or videos sent in by students. Students had the opportunity to join their teacher on Webex where some lessons were live, and the teacher could help students by sharing their screen, modelling tasks and giving live feedback.

PREP CURRICULUM NEWSLETTER

ART

During Prep Art remote learning, Term 3, students were given activity choice boards that consisted of nine activities which they needed to choose one to do each week. Grade Preps were able to access these documents on Class Dojo and post their evidence of work in their portfolios. The art activities focussed on consolidating drawing lines, including identifying and creating patterns in art. Students had access to instructional videos created by Mrs Pfister that explicitly modelled and taught the art activities. These videos focussed on the concepts of using lines to create drawings of objects such as birds, bees and robots and how to use colours and shapes to create patterns. Students explored various ways that patterns can be presented in art to create uniform and abstract art works. It was exciting and fantastic to see students submit images of their art works which displayed their creativity and artistic talents. Well done Grade Preps on a wonderful term of remote learning art in Term 3!



MUSIC

During Term 3 Music and remote learning, students were given activity choice boards that consisted of nine activities which they needed to choose one to do each week. Grade Preps were able to access these documents on Class Dojo and post their evidence of work in their portfolios. The choice board activities were focussed on consolidating beat and rhythm. Students learned these by listening and singing to nursery rhymes, including clapping to the rhythm and beat. Through these activities they were able to differentiate between the beat and rhythm. Students also explored the understanding that the rhythms in a song are the syllables they hear in the words of the lyrics and the beat is the pulse that does not change. Grade Preps also explored creating instruments from objects they had around the home. It was fantastic to see videos uploaded by students who showcased their creating musical selves. Well done on a great term of music remote learning Grade Prep!



PE

While term 3 has been our most challenging term yet, the grade Prep students have engaged in a range of activities they have been able to do at home. Many of the students have engaged in some fun Cosmic Yoga sessions and PE with Joe Wicks. They have also had the opportunity to learn to juggle and work on their throwing and catching skills. Some students have come up with some great obstacles courses and others have created paper planes to practice their hitting a target skills. Well done on a great term of remote learning!

SCIENCE

Throughout Term 3 Prep students have been introduced to the Physical Science strand through a choice board of activities which focused on how objects move and the factors that enable objects to move, such as shape and size, and how we can move using our own bodies in a variety of ways!

Through demonstrations, video clips, drawings and experiments, students have presented their learning and showed their understanding of how things move in our world!



Objects	What will happen when pushed or pulled?	How will it move?
	Roll	Roll
	Slide	Slide
	Roll	Roll
	Slide	Slide
	Roll	Roll

